



Mobile Broadcast and Mobile Broadband

The Frequency Issue

Technical & Regulatory Aspects

Roland Brugger
IRT Frequency Management



Overview

Overview

- **The Frequency Issue**
- **Spectrum for Mobile Broadcast and Mobile Broadband**
- **The Terrestrial Broadcast Situation**
- **Digital Dividend: The UHF Case**
- **Conclusions**


Overview

- **The Frequency Issue**
- **Spectrum for Mobile Broadcast and Mobile Broadband**
- **The Terrestrial Broadcast Situation**
- **Digital Dividend: The UHF Case**
- **Conclusions**

Why Frequencies?

Why are frequencies needed for Mobile Broadcast/Mobile Broadband?

Transport of information

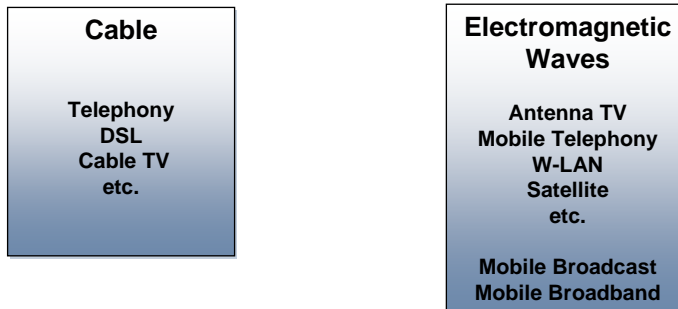




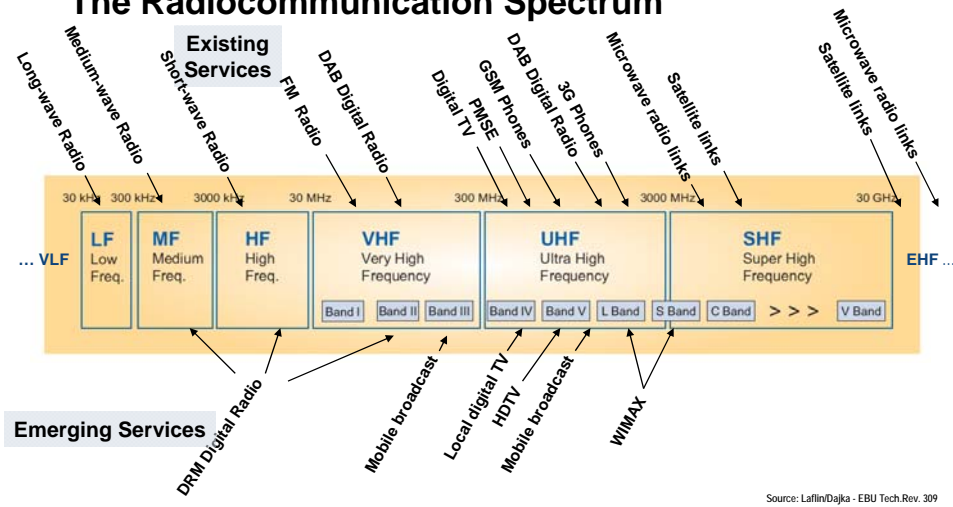
Why frequencies?

Why are frequencies needed for Mobile Broadcast/Mobile Broadband?

Transport of information

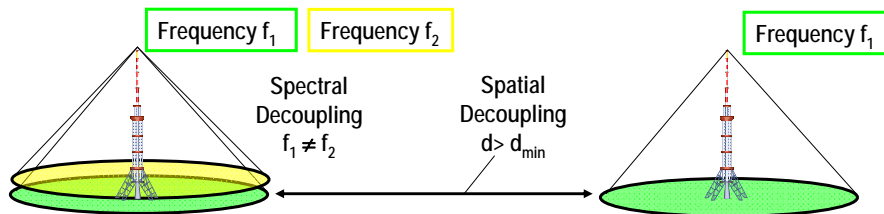


The Radiocommunication Spectrum

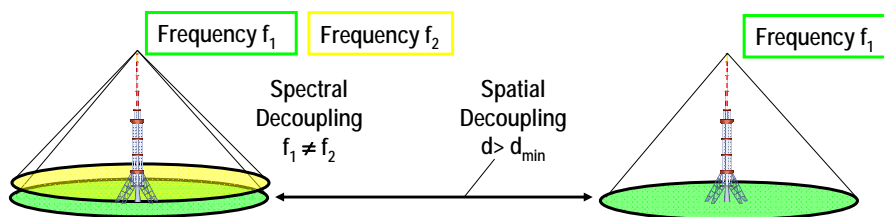


Source: Laffin/Dajka - EBU Tech.Rev. 309

Planning of Frequencies



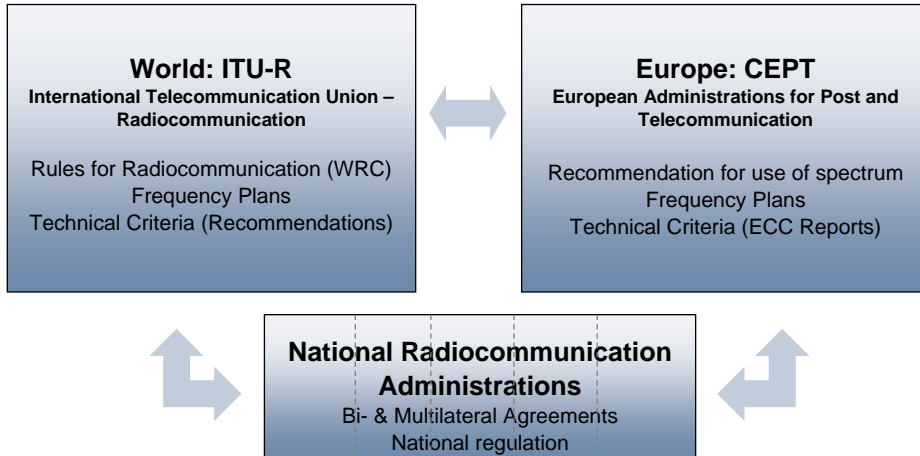
Planning of Frequencies



- For proper use of spectrum
 - Spectral and/or spatial decoupling
 - (also temporal or code decoupling for non-broadcast services)

- No restriction to national borders

Regulatory Bodies

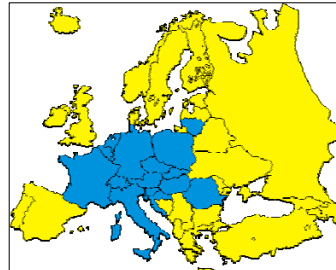


Examples of Frequency Plan/Co-ordination Agreements

**GE06 Agreement
(ITU-R: Geneva 2006)**
Digital Broadcasting in
Band III (174 – 230 MHz) and
Band IV/V (470 – 862 MHz)



**HCM Agreement (Vilnius 2005)
(Multilateral)**
Fixed and Land Mobile Services
between 29.7 MHz and 39.5 GHz



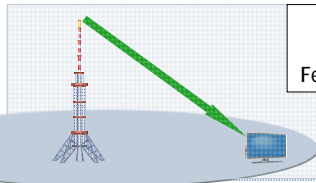
Overview

- The Frequency Issue
- **Spectrum for Mobile Broadcast and Mobile Broadband**
- The Terrestrial Broadcast Situation
- Digital Dividend: The UHF Case
- Conclusions

Characteristics of Services

One-to-Area/One-to-Many (transmitter -> receiver)

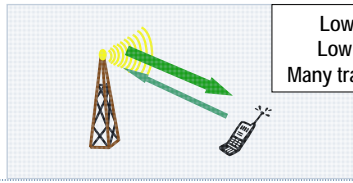
Broadcast (Radio, TV)
Information services (e.g., radio clock)
Mobile Broadcast



High tower
High power
Few transmitters

One-to-One (transmitter/receiver <-> receiver/transmitter)

Mobile Telephony
Mobile Broadband (e.g., internet access)



Low tower
Low power
Many transmitters

Characteristics of Frequency Bands

Lower frequencies reach longer than higher frequencies

electro-magnetic propagation properties in the radiocommunication spectrum

Lower frequencies penetrate better into buildings than higher frequencies

Absorption properties of electro-magnetic waves

Lower frequencies have lower data capacity than higher frequencies

For technological and processing reasons

Example: DVB-T Broadcast Service in Bavaria

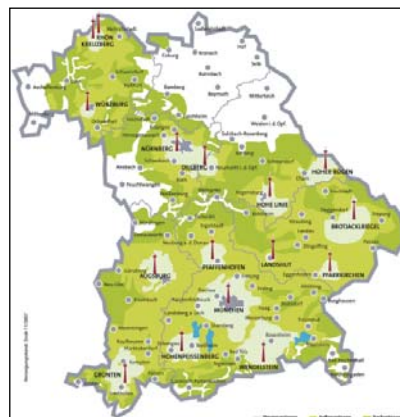
Broadcast Network

Full area coverage (in 2008)
Mostly portable/mobile coverage
Indoor coverage in main cities

Frequency: 600 MHz

Sparse transmitter density:

20 transmitters for 300 x 400 km



Example: Mobile Service Network in Greater London

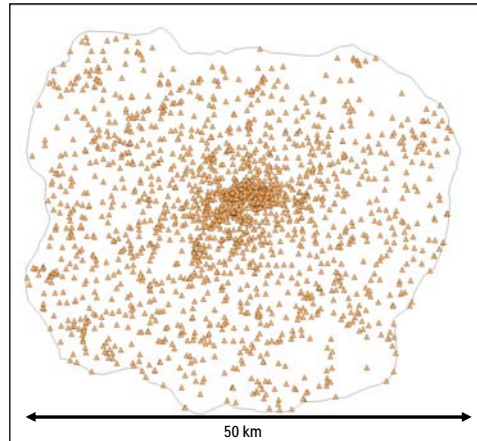
Cellular Network:

Typical cell site distribution
Inside Motorway M25 (London)

Frequency: 1800 MHz

High Transmitter Density:

about 2000 sites



Source: EBU BPN on Network Aspects
for DVB-H & T-DMB (tbp)

Characteristics of Frequency Bands

Lower frequencies reach longer than higher frequencies

electro-magnetic propagation properties in the radiocommunication spectrum

Lower frequencies penetrate better into buildings than higher frequencies

Absorption properties of electro-magnetic waves

Lower frequencies have lower data capacity than higher frequencies

For technological and processing reasons

Comparison:

Increase of transmitter sites when moved to higher frequencies

Broadcast service network
10 – 15 times more

Mobile service network
2 – 4 times more

Possible Spectrum (in Europe)

Mobile Broadcast

Broadcast Spectrum:

Band III (174 -230 MHz)	Analogue TV DAB, DVB-T
Band IV/V (470 – 862 MHz)	Analogue TV DVB-T
L-Band (1452 – 1490 MHz)	unused / DAB

Band II (FM-Radio) and lower
not appropriate for Mobile Broadcast

Analogue TV switched off by 2012 in EU

Mobile Broadband

GSM/UMTS Spectrum:

880 – 960 / 1710 – 1780 MHz	GSM
1920 – 1980 / 2110 -2170 MHz	UMTS partly unused
1900 – 1920 / 2010 – 2025 MHz	UMTS unused
2500 – 2585 / 2605 – 2690 MHz	UMTS LTE

General Mobile Broadband Spectrum:

450 – 470 / 790 – 862 MHz	IMT (WRC-07)
3400 – 3800 MHz	IMT & other
2300 – 2400 MHz	(WRC-07)

IMT: Family of Mobile Service Technologies (UMTS, WIMAX, ...)



Summary on characteristics and availability of spectrum

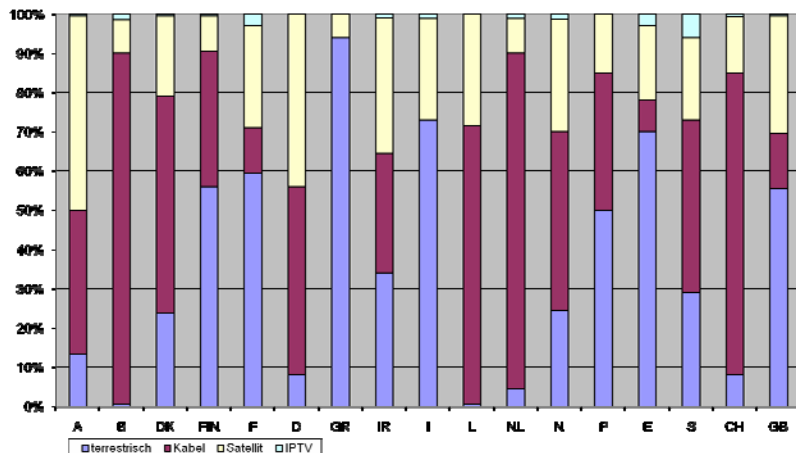
- Spectrum for Mobile Broadcast and Mobile Broadband is available
- Lower frequencies more appropriate for One-to-Area/Many services
- Higher frequencies more appropriate for One-to-One services
- Terrestrial Broadcasting hardly possible (for economic reasons)
in high frequency bands



Overview

- The Frequency Issue
- Spectrum for Mobile Broadcast and Mobile Broadband
- **The Terrestrial Broadcast Situation**
- Digital Dividend: The UHF Case
- Conclusions

Broadcast Platforms in Europe



Terrestrial Broadcast Platform in Europe

Very heterogeneous use for 'main TV set in household' across Europe

Group A

High degree of terrestrial-only households (> 60%)

Greece
Italy
Spain
Czech Republic
France

Group B

Mixed platforms 25% - 50% households terrestrial-only

UK
Poland
Finland
Denmark
Norway
Hungary
Ireland
Sweden

Group C

Pre-dominance of cable and/or satellite platform (< 10% terrestrial)

Austria
Switzerland
Germany
Netherlands
Belgium

Terrestrial Broadcasting - Scale of Service Area

Large scale of extension of service areas

National

Typical extension: several 100 km

National Radio
National TV

Regional

Typical extension: up to 100 km

Regional Radio
Regional TV

Metropolitan
Radio & TV

Local

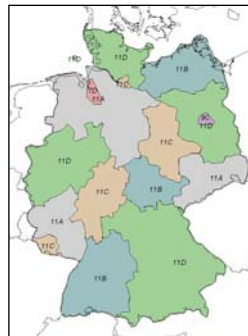
Typical extension: 5 – 20 km

Metropolitan
Radio & TV

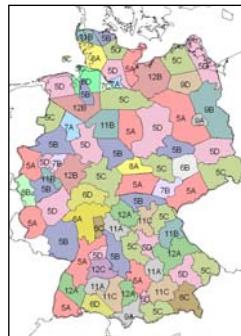
Local Radio
(Local TV)

Example: T-DAB Service Areas in Germany Different Structure of Service Areas in Parallel

Regional Structure
(German Bundesländer)



Sub-regional/Local Structure



Terrestrial Broadcasting – Variety of Programme Content

Large differences in variety of programme content from country to country
Increase of variety of service type

Small Variety of Programme Content

4 – 10 programmes
(1 – 3 MUX)

Austria
Switzerland

Large Variety of Programme Content

20 – 30+ programmes
(6+ MUX)

Italy
France
Germany

Type of Broadcast Service

“Classical” TV
High Definition TV
Mobile TV



Summary on Situation of Terrestrial Broadcasting

- **Heterogeneous structure in Europe with regard to**
 - Role of terrestrial platform
 - Scale of service areas
 - Variety of programme content
 - Different plans for service types

- **In several/many countries additional need for terrestrial spectrum**
 - Increase of programme variety
 - HDTV
 - Mobile broadcast

- **Regulation on national and/or regional basis required**

Overview

- The Frequency Issue

- Spectrum for Mobile Broadcast and Mobile Broadband

- The Terrestrial Broadcast Situation

- Digital Dividend: The UHF Case

- Conclusions

Digital Dividend

Spectrum Dividend: EC-COM on RRC-06 (Sep 2005)

The spectrum dividend is understood as the spectrum made available over and above that required to accommodate the existing services in a new, more efficient form by applying new transmission and coding techniques

Digital Dividend of RRC-06

Transition from Analogue TV to DTTV (DVB-T), finished by 2015 (EU: 2012)

Analogue TV Plan (ST61):
3 - 6 nationwide coverage layers



Can be accommodated in 1 - 2 DVB-T MUX:
7 - 14 channels in new Digital Plan (GE06)

According to EU definition: 75 - 80% dividend

UHF spectrum 470 - 862 MHz (Broadcast band of GE06 Plan)	
20 - 25%	75 - 80%
Broadcast Services	Digital Dividend

Digital Dividend – A realistic view

- Transfer of „Stockholm 1961“ to today's digital world is anachronistic
- Terrestrial broadcasting has to be competitive
- Digitalisation allows for
 - broadcast content diversity
 - broadcast service type diversity
- Broadcast spectrum is needed
- Broadcasters have already invested hundreds of million Euros to go for that objective

WRC-07 and EC-COM (Nov 2007) on Digital Dividend

EC Communication on Digital Dividend (Nov 2007)

UHF spectrum 470 – 862 MHz (Broadcast band of GE06 Plan)		
„Classical“ Broadcast Services	Mobile Broadcast Services	Mobile Services (IMT)

ITU World Radiocommunication Conference 2007 (WRC-07)

UHF spectrum 470 – 862 MHz (Broadcast band of GE06 Plan)	
40 channels	9 channels
Broadcast Services	Co-Primary Mobile Services (IMT)

Impact on Broadcast Services

Loss of existing broadcast services

Example Germany:

loss of one broadcast layer
damage of further two broadcast layers

Example Spain:

loss of three broadcast layers

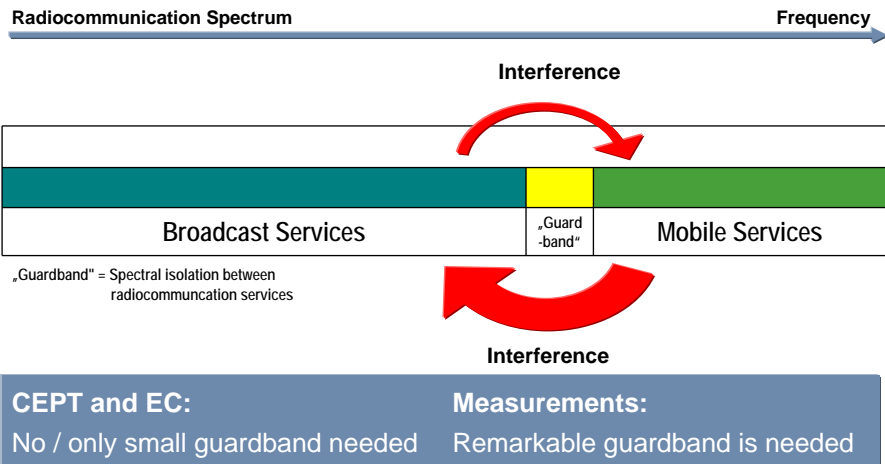
Restrictions for development of novel broadcast services

HDTV
Mobile Broadcast

Violation of „Equitable Access“ to the radiocommunication spectrum

Percentage loss of broadcast coverage
SWE: 5,9%, F: 12,2%, D: 16,6%, BEL: 22,0%

Co-existence of services in adjacent frequency bands



Overview

- The Frequency Issue
- Spectrum for Mobile Broadcast and Mobile Broadband
- The Terrestrial Broadcast Situation
- Digital Dividend: The UHF Case
- **Conclusions**

Conclusions

- **Spectrum for Mobile Broadcast and Mobile Broadband available**
- **Spectrum situation across Europe not unique**
 - Structure of Broadcast Services is complex and heterogeneous
-> Planning and regulation on national/regional level required
- **Use of frequency bands**
 - Lower bands more appropriate for One-to-Area/One-to-Many services
 - Higher bands more appropriate for One-to-One services
- **Digital Dividend in the UHF band**
 - With restrictions in the UHF band broadcasters in several/many European countries loose
 - already existing broadcasting services
 - room for future development
 - Co-existence criteria for Broadcast and Mobile Services not satisfactory

Thank you for your attention

Roland Brugger
Frequency Management

Institut für Rundfunktechnik
Floriansmühlstraße 60
80939 München

Tel. +49-(0)89-32399-0
Fax +49-(0)89-32399-351
E-Mail: brugger@irt.de

All rights reserved. All text, images, graphics and charts are protected by copyright. Reproduction or use of the content is not permitted without the express consent of the author. Please note that some of the photo material used in the presentation is subjected to third-party-copyright.